

sify'

QUARTERLY UPDATE
Q3 FY 18-19
(Oct to Dec 2018)

20 Years on
Nasdaq



investor presentation – 2018

financial metrics for 3 Qs – in \$ Mil

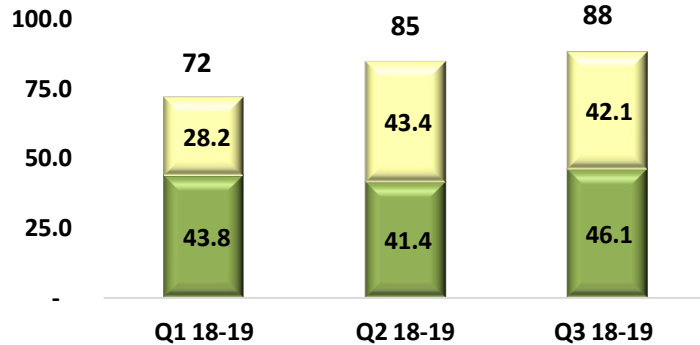
in constant currency 1 USD @ INR 65

Keeping you ahead

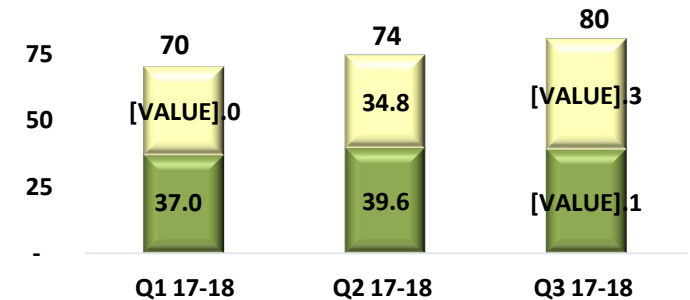


Revenue

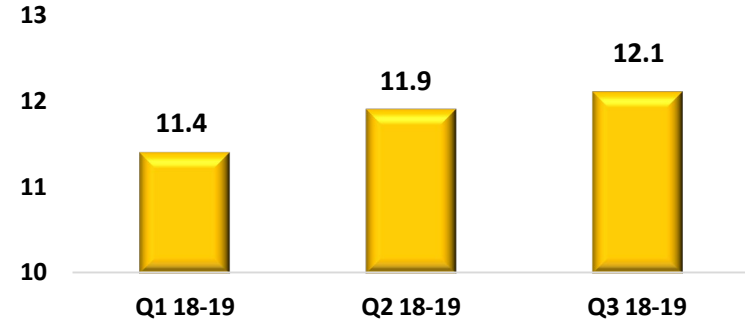
Current year (FY 18 – 19) Revenue QoQ



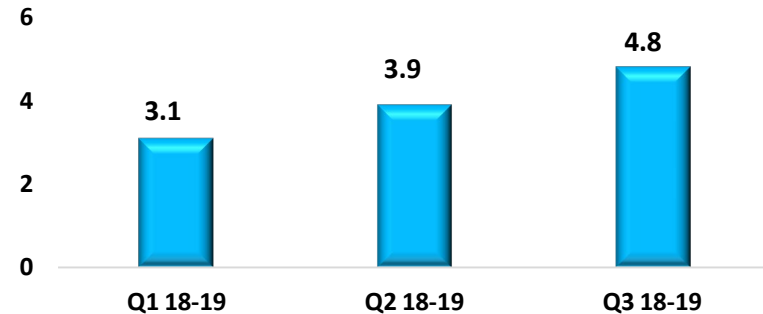
Previous year (FY 17 – 18) Revenue QoQ



EBITDA



PAT



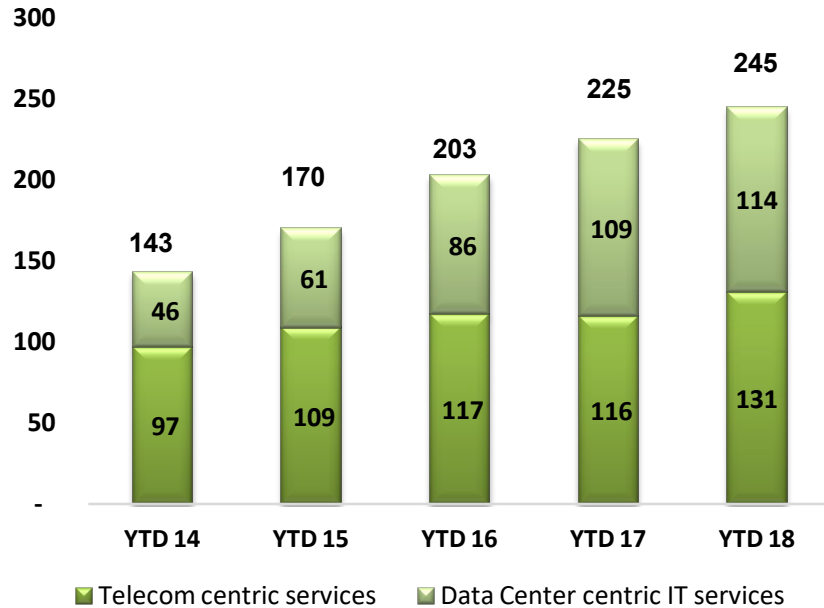
financial metrics for YTD Dec 2018 (Past 5 Years) – in \$ Mil

in constant currency 1 USD @ INR 65

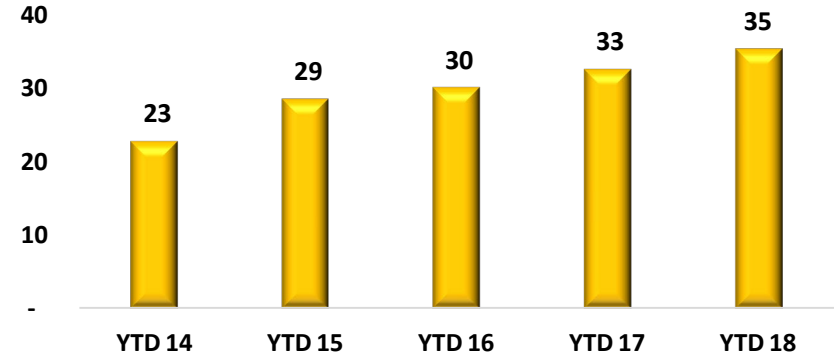
Keeping you ahead



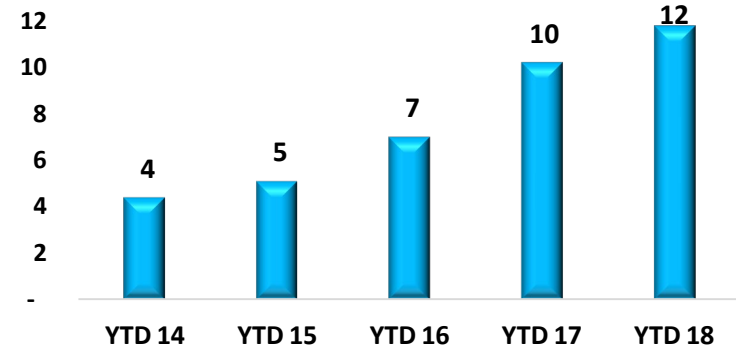
Revenue



EBITDA



PAT



Unaudited Consolidated Income statement – in INR Mil

Keeping you ahead



Description	Quarter ended December 2018	Quarter ended December 2017	Quarter ended September 2018
Revenue	5,732	5,228	5,509
Cost of Revenues	(3,775)	(3,469)	(3,465)
Selling, General and Administrative Expenses	(1,169)	(1,057)	(1,273)
EBITDA	788	702	771
Depreciation and Amortisation expense	(368)	(396)	(384)
Net Finance Expenses	(175)	(62)	(175)
Other Income (including exchange gain)	67	41	67
Other Expenses (including exchange loss)			(26)
Profit before tax	312	285	253
Income tax expense	-	-	-
Profit for the period	312	285	253